




GUITARS ARE SUPER
MEGA AWESOME FUN.
YEAH!!!

CLASSICAL GUITAR FOR KIDS



TEACHER MARK'S MUSIC TUTORIALS



Contents

1. Intro
2. Good Posture
3. Tuning Your Guitar
4. Scales and Chords
5. Bar Chords
6. Arpeggios
7. Nursery Rhymes
 - a. Mary Had a Little Lamb
 - b. Three Blind Mice
 - c. Twinkle Twinkle Little Star
 - d. Old McDonald
 - e. London Bridge
 - f. Polly Put the Kettle on
8. Classical Pieces
 - a. Andantino In Am - Carcassi
 - b. Andantino In C - Carcassi
 - c. Greensleeves - Anonymous
 - d. Ode To Joy - Beethoven
 - e. Allemande - Beethoven
 - f. Mrs Winter's Jump - John Dowland
 - g. Orlando Sleepeth - John Dowland
 - h. Packington's Pound - Anonymous

Intro

I love guitars. They can take us back to a time before computer music and reveal the history of how people once felt, a long time ago.

It is important to be patient and determined; give yourself time and don't give up. Practise slowly in order to learn faster. Each time you face a challenge, break it down into manageable parts. If you persevere, the guitar will repay you generously with beautiful music.

I have compiled some basic exercises to equip you with the basic skills to embark on this adventure. Find videos of the pieces in this book on my website www.teachermarksmusictutorials.webs.com.

You may draw and take notes on this book if it helps you learn.

Periods and eras of Western classical music	
Early period AD / CE	
Medieval era	c. 500–1400
Renaissance era	c. 1400–1600
Common practice period	
Baroque era	c. 1600–1760
Classical era or period	c. 1730–1820
Romantic era	c. 1780–1910
Modern and contemporary period	
Modern and high modern (style era)	c. 1890–1975
20th century (calendar era)	1900–2000
Contemporary or postmodern (style era)	c. 1975–present
21st century (calendar era)	2000–present

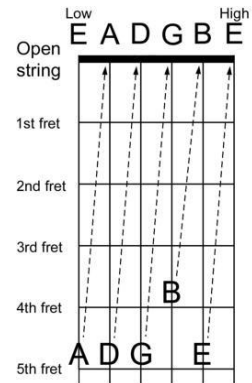
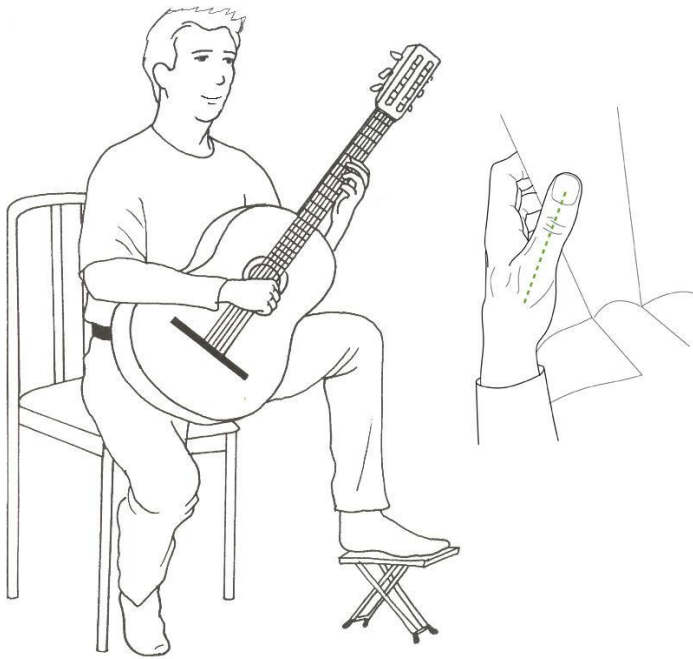


You can tell the era of a composer by using this chart.



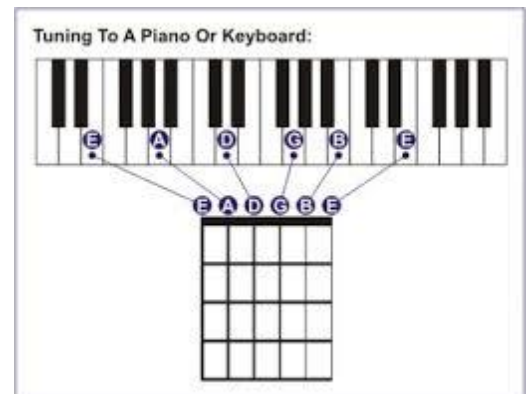
Good Posture

Hold your guitar like you see in the picture. Your back should be straight and using a foot rest will help you play with greater comfort. Your strumming hand should rest comfortably over the strings. Imagine you are holding an egg in it. The thumb of the other hand goes behind the neck of the guitar. Hold it firm but relaxed.



Tuning Your Guitar

You can tune your guitar to a piano or using a guitar tuner. If you have a smart phone there are many free apps. If you don't have either, tune all strings to the Bottom E string, like in the diagram. Turn the pegs to tighten or loosen the string until you get the right pitch.



Scales

Scales are one of the best exercises. They will help your fingers get used to the guitars neck. Use your pointer and middle finger to pluck. Start off very slow! Give yourself time to sound great.

Chromatic Scale

```

E|-----0-1-2-3-4-----|
B|-----0-1-2-3-4-----|
G|-----0-1-2-3-----|
D|-----0-1-2-3-4-----|
A|-----0-1-2-3-4-----|
E|-0-1-2-3-4-----|
  
```

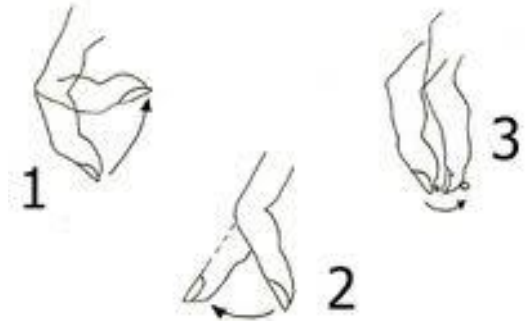
```

E|-4-3-2-1-0-----|
B|-----4-3-2-1-0-----|
G|-----3-2-1-0-----|
D|-----4-3-2-1-0-----|
A|-----4-3-2-1-0-----|
E|-----4-3-2-1-0-----|
  
```

C major Chord and Scale

```

E|-0---|-----|
B|-1---|-----0-1-1-0-----|
G|-0---|-----0-2-----2-0-----|
D|-2---|-----0-2-3-----3-2-0-----|
A|-3---|-----3-----3-----|
E|-----|-----|
  
```



A minor Chord and Scale

```

E|-0---|-----|
B|-1---|-----|
G|-2---|-----0-2-2-0-----|
D|-2---|-----0-2-3-----3-2-0-----|
A|-0---|-----0-2-3-----3-2-0-----|
E|-----|-----|
  
```

G major Chord and Scale

```

E|-3---|-----|
B|-0---|-----|
G|-0---|-----0-0-----|
D|-0---|-----0-2-4-----4-2-0-----|
A|-2---|-----0-2-3-----3-2-0-----|
E|-3---|-----3-----|
  
```

E minor Chord and Scale

```

E|-0---|-----|
B|-0---|-----|
G|-0---|-----|
D|-2---|-----0-2-2-0-----|
A|-2---|-----0-2-3-----3-2-0-----|
E|-0---|-----0-2-3-----3-2-0-----|
  
```

D major Chord and Scale

```

E|-2---|-----|
B|-3---|-----2-3-3-2-----|
G|-2---|-----0-2-4-----4-2-0-----|
D|-0---|-----0-2-4-----4-2-0-----|
A|-----|-----|
E|-----|-----|
  
```

Bar Chords

Bar Chords are tricky but very handy! Your pointer finger goes across the entire neck. They are usually awkward on your hand until your muscles get used to them. Try transposing the same shapes up and down the neck of the guitar.

B minor Chord and Scale

(bar chord on 2nd fret)

E	-2---		-----		-----	
B	-3---		-----		-----	
G	-4---		-----		0-2-4-4-2-0	
D	-4---		-----		0-2-4-----	
A	-2---		-----		4-2-0-----	
E	-2---		-----		4-2-----	



F major Chord and Scale

(bar chord on 1st fret)

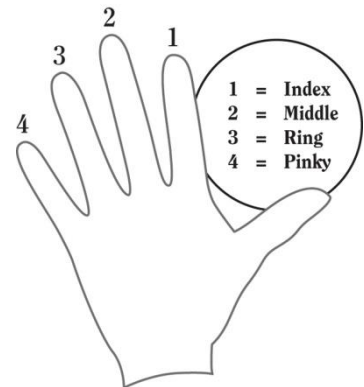
E	-1---		-----		0-1-1-0	
B	-1---		-----		1-3-----	
G	-2---		-----		0-2-3-----	
D	-3---		-----		3-2-0-----	
A	-3---		-----		3-----	
E	-1---		-----		-----	

Arpeggios

Arpeggios are when we break up the chord and one string at a time. Pick the strings with your thumb, then pointer, then middle, then ring, then middle, then pointer.

	C	G	Am	Am
E	-----	-----	-----	-----
B	-----1-----	-----	-----1-----	-----1-----
G	-----0-0-0-----	-----0-----	-----2-2-----	-----2-2-----
D	-----2-----2-----	-----0-0-----	-----2-----2-----	-----2-----2-----
A	-----3-----	-----2-2-2-----	-----0-----	-----0-----
E	-----	-----3-----	-----	-----

	C	Em	Am	Am
E	-----	-----	-----	-----
B	-----1-----	-----	-----1-----	-----1-----
G	-----0-0-----	-----0-----	-----2-2-----	-----2-2-----
D	-----2-----2-----	-----2-2-2-----	-----2-----2-----	-----2-----2-----
A	-----3-----	-----2-2-2-----	-----0-----	-----0-----
E	-----	-----0-----	-----	-----



Nursery Rhymes

Mary Had A Little Lamb

E	-----		-----
B	-----		-----
G	-----		-----
D	-----0-0-		-----
A	-2-0--0-2-2-2-0-0--0-2-2-2-0-0-2-0-		-2-0--0-2-2-2-0-0-2-0-
E	-----3-----		-----3-----

Three Blind Mice

E	-----		-----
B	-----1-1-0-0-1--1-1-0-0-1--1-1-0-0-1--		-----
G	-----0--0--0--0--0--2--0-0-0--2--0-0-0--2--0-0-		-----
D	2-0--2-0--3-3-2-3-3-2-2-2-0-0-0-0-0-0-0-0-		2-0--2-0--3-3-2-3-3-2-2-2-0-0-0-0-0-0-
A	-----3-----3-----		-----3-----
E	-----		-----

Twinkle Twinkle Little Star

E	-----		-----
B	-----		-----
G	--0-0-2-2-0-----0-0-----0-0-----0-0-2-2-0-----		-----
D	-----3-3-2-2-0-0-----3-3-2-2-0-----3-3-2-2-0-----3-3-2-2-0-0-----		-----
A	3-3-----3-----3-3-----3-3-----3-		-----
E	-----		-----

Old McDonald Had A Farm

	F	F	Bb	F	C	F		Bb	F
C									
E	-1-1-1-----5-5-3-3-1--1-1-1-----5-5-3-3-1								
B	-----1-3-3-1-----1-----1-3-3-1-----								
G	-----								
D	-----								
A	-----								
E	-----								

E	-----1-1-1-----1-1-1--1-1-1--1-1-1--1-1-1--1-1-1--1-1-1--1-1-1-----		-----
B	-1-1-----1-1-----		-----
G	-----		-----
D	-----		-----
A	-----		-----
E	-----		-----

E	-1-1-1-----5-5-3-3-1-----		-----
B	-----1-3-3-1-----		-----
G	-----		-----
D	-----		-----
A	-----		-----
E	-----		-----

London Bridge

E	-----		-----
B	-----		-----
G	-0-2-0-----0-----0-----0-2-0-----0-0-----		-----
D	-----3-2-3--0-2-3-2-3-----3-2-3--0-2-3-----		-----
A	-----		-----3-----
E	-----		-----

Polly put the kettle on

E	-----		-----
B	-----		-----
G	-0-2-0-----0-2-0-----0-2-0-----		-0-2-0-----0-2-0-----
D	-----3-2-0-----0-2-0-----3-2-0-----2-----		-----3-2-0-----2-----
A	-----3-3-----3-2-0-----3-3-----0-2-3-----		-----3-3-----0-2-3-----
E	-----3-3-----		-----3-3-----

Andantino in Am - Dionosio Aguado (1784 - 1849)

16 Bars in total. There are 2 parts - each must be played twice (AABB)

[A]

e |-----|-----|-----|-----|
 B |-----0--1-|-----1--0--2-|-----0--1--3-|-----3--1--0-|
 G |-----2-|-----2-|-----|-----|
 D |-----|-----|-----|-----|
 A |-----0=====|-----0=====|-----0=====|-----0=====|
 E |-----|-----|-----|-----|
 R | p | i | m | i | p | m | i | i | p | m | i | m | p | m | i | m |
 L | 2 | 1 | 1 | 2 | 1 | 1 | 4 | 4 | 1 |

e |-----|-----|-----|-----|
 B |-----0--1-|-----3--0--1-|-----0-|-----|
 G |-----2-|-----|-----1-|-----2=====**|
 D |-----0-|-----2-|-----|-----0-|
 A |-----0=====|-----0-|-----|-----0-|
 E |-----|-----0-|-----|-----|
 R | p | i | m | i | p | i | m | i | p | m | p | i | m | | p | |
 L | 2 | 1 | 4 | 1 | 2 | 1 | 1 | 1 | 1 | p |

[B]

e |-----0-|-----|-----|-----|
 B |-----3--1-|-----0-|-----1--0-|-----0-|
 G |-----2-|-----2--1-|-----2-|-----2-|
 D |-----2=====|-----0=====|-----0=====|-----2-|
 A |-----0=====|-----0=====|-----0=====|-----0-|
 E |-----|-----0-|-----|-----|
 R | p | m | i | m | p | m | i | i | p | m | i | |
 L | 2 | 4 | 1 | 2 | 1 | 1 | 2 | p | m | i | 2 |

e |-----|-----|-----|-----|
 B |-----0--1-|-----3--0--1-|-----0-|-----|
 G |-----2-|-----0=====|-----1-|-----2=====**|
 D |-----0=====|-----2-|-----|-----0-|
 A |-----0=====|-----0-|-----|-----0-|
 E |-----|-----0-|-----|-----|
 R | p | i | m | i | p | i | m | i | p | m | p | i | m | | pL | | 2 |
 L | 2 | 1 | 1 | 1 | 1 | 1 | 1 | 1 | 1 | 1 | 1 | 1 |

Andantino in C - Mateo Carcassi (1792-1853)

E	----- ----- -----0-----0-----
B	--1-----1----- --0-----0-----3-----3----- --1-----1-----
G	-----0-----0----- -----0-----0-----0-----0----- -----0-----0-----0-----
D	--2-----2----- --0-----0-----3-----3----- --2-----2-----
A	----- ----- -----3-----3-----
E	----- ----- -----

E	--1-----1----- ----- -----0-----0-----
B	-----0-----0----- -----1----- -----1-----1-----
G	-----0-----0-----0-----0----- ----- -----0-----0-----
D	--0-----0----- ----- -----
A	----- -----3----- -----
E	-----3-----3----- ----- -----

E	--1-----1-----0-----0----- --1-----1-----2-----2-----
B	--3-----3-----2-----2----- --3-----3-----1-----1-----
G	-----0-----0-----0-----0----- -----0-----0-----
D	----- ----- -----0-----0-----
A	----- -----
E	----- -----

E	--3-----3-----2-----2----- --3----- -----
B	--0-----0-----1-----1----- --0-----1-----1----- --0-----0-----3-----3-----
G	----- ----- -----0-----0----- -----0-----0-----0-----
D	-----0-----0-----0-----0----- -----2-----2----- --0-----0-----3-----3-----
A	----- -----
E	----- -----

E	-----0-----0----- --1-----1----- -----
B	--1-----1----- -----0-----0----- --1-----
G	-----0-----0-----0-----0----- -----0-----0-----0-----0----- -----0-----
D	--2-----2----- --0-----0----- -----
A	-----3-----3----- ----- -----2-----
E	-----3-----3----- ----- -----3-----

Greensleeves – Anonymous (16th century)

Am	G	Am	E
0-1-0-	3-0-0-	1-2-2-1-2-	0-1-2-
1-3-	0-2-	2-2-1-2-	1-2-
2-	0-2-	0-0-	2-
0-0-	3-3-		2-0-
			0-

Am	G	Am	E	Am
0-1-0-	3-0-0-	1-0-	2-1-1-	2-2-2-
1-3-	0-2-	2-1-1-	4-	2-2-2-
0-0-	3-3-	0-0-2-		0-0-

C	G	Am	E
3-3-1-0-	3-0-0-	1-2-2-1-2-	0-1-2-
	0-2-	0-0-	2-
3-3-	3-3-		2-
			0-

C	G	Am	E	Am
3-3-1-0-	3-0-0-	1-0-	2-1-1-	2-2-
	0-2-	0-0-4-		2-
3-3-	3-3-	0-0-0-		0-0-

Ode To Joy - Finale Of Symphony No.9 in D minor - Ludwig Van Beethoven (1770-1827)

E	-0--0--1--3-	-3--1--0--	-----0-	-0-----	-0--0--1--3-	-3--1--0--
B	-----	-0-----3-	-1-1-3-0-	-0-----3-3-	-----	-0-----3-
G	-0-----	-----	-----0-	-0-----	-0-----	-----
D	-----0-2-	-2--0--	-2-2-3-	-----3-	-----0-2-	-2--0--
A	-3--3--	-----3--2-	-3-----	-----	-3--3--	-----3--2-
E	-----	-----	-----	-3-----	-----	-----
	3 3 1 4	4 1 3 4	1 1 4	2 4 4	3 3 1 4	4 1 3 4
		2 2 2	2 2 3	3	2	2 2 4

E	-----0-	-----	-----0--	-----0-1-0--	-----0-1-0--	-----0-
B	-1-1-3-	-3--1-1-	-3-3--1-	-3-----1-	-3-----3-	-1-3--1-
G	-----0-	-----	*-0--0--	-0-----0--	-0-----1--	-2-2--0-
D	-2-2-3-	-3-----2-	*-----	-----	-----	-----0--
A	-3-----	-3-----	-2--3--	-2--3--	-2--2--	-0-----
E	-----	-3-----	-----	-----	-----	-2--3--
	1 4	4 1 1	4 4 3 1	4 1 3 1	4 1 1 4	1 4 3 1
	2 3	3 2 3	2	2	2 2	2 3 2
	3	2				

1'-----| 2'-----|

E	-0--0--1--3-	-3--1--0--	-----0-	-----	-----	-----
B	-1--3--	-0-----3-	-1-1-3-0-	-3--1-1-	-----	-3--1-1-
G	-----	-----	-0-----0-	-----*	-----	-----
D	-----	-----	-2--3-	-3-----	-3--2--*	-3--2-
A	-3--3--	-----	-----	-----3-	-----	-----3-
E	-----	-3-----3-	-----	-3-----	-----	-3-----
	1 1	4 1 3 4	1 2 4	4 1		
	3 4	3	2 3	3 2		
				2 3		

Fine

Allemande - Ludwig Van Beethoven (1770 - 1827)

E-	-----0--	-----1--	-----1--	-----1--	-----1--	-----0--	-----0--
B-	-1--1--	-1--1--	-1--1--	-3--3--0--	-1--	-1--1--	-1--1--
G-	-0.-	---0---0---0--	---0---0---0--	---0---0---0--	---0---0---0--	---0---0---0--	---0---0---0--
D-	-----	---2---2---	---2---2---	-3--3--3--	-----	---2---2---	---2---2---
A-	-----	-3-----	-3-----	-----	-----	-3-----	-3-----
E-	-----	-----	-----	-----	-----	-----	-----
	$\frac{1}{3}$	$\frac{1}{2}$	2	$\frac{1}{3}$	$\frac{1}{2}$	$\frac{1}{2}$	4
				$\frac{1}{3}$	$\frac{1}{3}$	4	3
				$\frac{1}{3}$	2	3	2
				$\frac{1}{3}$	$\frac{1}{2}$	2	

E-	-----0--	-----1--	-----	-----	-0-0-0-	-----	-----
B-	-1--1--	-3--3--0--	--1.--		-----	-0-0-0-	-3-1-0-1--
G-	---0---0---0--	---0---0---0--	-----		*-----	-----	-2-----2-
D-	-----	-3--3--3--	-----		*-2.--	-----	-----
A-	-3-----	-----	--3.--		-----	-----	-0-----
E-	-----	-----	-----		-----	-4-4-4-	-----
	$\frac{1}{3}$	$\frac{1}{2}$	2		2	3	3
							1
							2
							1
							2
							4
							2
							1

E-	-----	cresc.	-3-3-3-	-1-0--0--	---1---	-----	
B-	-1-0--0--	-----	-----	-----3--1-	-3--0-	--1.--	
G-	-0--2--0-	-----	-----	-----0--2-	-3-0-	-----*	
D-	-----	-----	-----	-----	-----	-----*	
A-	-----	-----	-0-2-	-3-----	-----	--3.--	
E-	-3-----	-3-----	-----	-----	-----	-----	
	$\frac{1}{3}$	2	4	4	4	1	4
			3	3	2	3	4
						$\frac{1}{2}$	1
						4	1
						3	
						$\frac{1}{3}$	

Fine.

Mrs. Winter's Jump John Dowland (1561-1626)

E		--0--5--0--		--5--0--		--2--0--		-----
B		-----		-----		-----		-----
G		*-----		-----		-----		-----
D		*-----		-----		-----		-----
A		--0--		--0--4--		-----		-----
E		-----		-----		-----		-----
		4		4 3		2 4		2
						1 2		1
						1		

E		--0--		--0--3--2--		--0--		-----
B		--2--		--0--		--0--		-----
G		--2--		--0--		--1--2\ -1/		--2--*
D		-----		-----		-----		--2--*
A		--0--		-----		-----		--0--
E		-----		-----		--0--0--		-----
				3 4 2		1 2 2		2
								1

E		-----		-----		-----		-----
B		-----		--0--		--3--0-2--		--0--
G		*-1-2--		-----		-----		--1--
D		*-2--		--2--0--		-----		--2--
A		-----		-----		--2--0--		-----
E		-----		-----		-----		-----
				4				0

E		-----		--0--0--	II			-----
B		--2--3--		--2--0--		--2--4-5--		--4--
G		-----		--2--1--		-----		--4--
D		-----		-----		--4--		--2--
A		--0--		-----		-----		-----
E		-----		-----		-----		-----
		2 3		2 1		1 4 5		4
				1		3		3
								1

E		--5--0--		--0--	II-----			-----
B		-----		--2--		--2--3-0--		--7--9--
G		-----		-----		-----		-----
D		-----		-----		-----		-----
A		--0--		--0--		--2--		-----
E		-----		-----		-----		--0--

E		--5--		--5--		--2--0--		-----
B		-----		-----		-----		-----
G		-----		-----		-----		-----
D		-----		-----		-----		-----
A		--0--		--0--4--		--0--2--		--0--
E		-----		-----		-----		-----

German Dance - Ludwig Van Beethoven (1770-1827)

E-	----- ----- ---0-2-0--- ----- -----0----- ----- -----
B-	----- -2-2-2- -4-----4- -0-0-0- -2-3---3-2- ---0-2-0--- -0-2-3--2-0-
G-	*----- ----- ----- ----- ----- -----2----- -----
D-	*2.- ----- ----- ----- ----- ----- ----- -0---4---4-
A-	----- -0-0-0- -2----- ----- -0----- ----- -0-0-0- -----
E-	----- ----- ----- -4-4-4- ----- ----- ----- -----
	2 3 4 3 3 2 3 3 3 1 2 1 3
	2 3 2 3 3 2 3 3 3 3

Fine. c2--/ c2--/ c2 c2--/ c2--/

E-	----- ----- ----- -----
B-	----- -0----- ----- -2---0--2--- -3-0----- -2---0--2---
G-	-1-2---2-1-2-* ----- ----- ----- -1---1--- -----
D-	----- -0----- ----- -2.- -2---2---2-2- ----- -2---2---2- -2---2---2-
A-	----- -2-0--- ----- -0----- -0----- -2----- -0----- -0-----
E-	-0----- ----- ----- -4----- ----- -0----- ----- -4-----
	1 2 2 1 3 3 1 4 1 2 3 1
	2 2 2 3 2 3 1 4 1 2 3 1

c2 c2--/ c2-----/

E-	----- -0-----0--- -2---4---5--- ---0-----
B-	-3-0----- ----- -3----- -2---2-0---
G-	----- -1---1--- -2---2---2- -2---2---2- -2---2---1-2-
D-	----- -2---2---2- -0---2---4--- -2---2--- -2---2---
A-	-2----- -4---2---4--- ----- ----- -0-----
E-	----- -0----- ----- ----- -0-----
	4 1 2 3 1 2 3 1 4 4 3 3 2 3 1 2
	4 1 2 3 1 2 3 1 4 4 3 3 2 3 1 2

D.C and Fine

Orlando Sleepeth - John Dowland (1561-1626)

Play each part twice. AA-BB-CC-DD

[1] Part A (4/4 time signature)

	D		A	D		A	D		D	D	
E	-----0--2-----0-----			-----5--3--2-----0-----			-----0--2--3--0--2-----			-----3-----3-----*	
B	-----3-----2-----2-----			-----3-----2-----2-----			-----3-----2-----2-----			-----3-----2-----*	
G	-----2-----2-----2-----			-----2-----2-----2-----			-----2-----2-----2-----			-----2-----2-----*	
D	-----0-----0-----0-----			-----0-----0-----0-----			-----0-----0-----0-----			-----0-----0-----*	
A	-----0-----0-----0-----			-----0-----0-----0-----			-----0-----0-----0-----			-----0-----0-----*	
E	-----0-----0-----0-----			-----0-----0-----0-----			-----0-----0-----0-----			-----0-----0-----*	
LH	3		2	2	2	4	3	1	2	3	
	1			1					1		
										3	4
										2	
										3	
										1	
											3
											1
RH	m		a	a	a	m	a	a	a	m	m
	i					p				i	i
	p									p	p

[5] Part B (4/4 time signature)

	C		G	C		G	Am		A		
E	-----0-----0-----			-----0-----0-----			-----0-----0-----			-----0-----0-----	
B	*--1-----3--1-----3-----			*--1-----3-----3-----			*--1-----0-----0-----			*--1-----0-----0-----	
G	-----0-----0-----0-----			-----0-----0-----0-----			-----2-----2-----1-----			-----2-----2-----*	
D	-----2-----2-----2-----			-----2-----2-----2-----			-----2-----0-----2-----			-----2-----2-----*	
A	*--3-----3-----3-----			*--3-----3-----3-----			*--0-----0-----0-----			*--0-----0-----0-----	
E	-----3-----3-----3-----			-----3-----3-----3-----			-----3-----3-----3-----			-----3-----3-----3-----	
LH	1		4	1	4	1	2	4	3	4	1
	2			3		3					3
	3										2
											3
											2
											3
											2
RH	a		m	a	a	a	i	a	a	a	m
	m		m	m	m	m					m
	i		p	p	p	p					i
	p										p

[9] Part C (6/4 time signature)

	D		A	D	
E	-----0--2--2--0-----			-----0--2--2--0-----	
B	*--3-----3-----3-----			*--2-----0--2--3-----*	
G	-----2-----2-----2-----			-----2-----2-----2-----	
D	-----0-----0-----0-----			-----0-----0-----0-----	
A	*--3-----3-----3-----			*--0-----0-----0-----	
E	-----0-----0-----0-----			-----0-----0-----0-----	
LH	3		2	2	3
	1				1
RH	m		a	a	a
	i				m
	p				p

[11] Part D (6/4 time signature)

	C		E	A
E	-----0--0-----		-----0--0-----	
B	*--1-----3-----3--1-----		*--0-----0-----*	
G	-----0-----0-----		-----1--2-----2-----*	
D	-----0-----0-----		-----2-----2-----*	
A	*--3-----3-----3-----		*--0-----0-----*	
E	-----0-----0-----		-----0-----0-----*	
LH	1		4	3
	3			2
RH	m		m	a
	i			m
	p			i
				p

Packington's Pound - Anonymous (16th century)

	Ami	E	Ami	
E	-----0--1-----	-----0-----	-----0--1-----	-----0-----1--3-----
B	-----2-----	-----1-----	-----2-----	-----1-----2-----
G	-----2-----	-----2-----	-----2-----	-----2-----
D	-----0-----	-----0-----	-----0-----	-----0-----
A	-----0-----	-----0-----	-----0-----	-----0-----
E	-----0-----	-----0-----	-----0-----	-----0-----

	C	G	Ami	E	Ami
E	-----1--0-----	-----3--0-----	-----1--0-----	-----1--0-----	-----1--0-----
B	-----1-----	-----0-----	-----2-----	-----1-----	-----2-----
G	-----0-----	-----0-----	-----2-----	-----1-----	-----2-----
D	-----0-----	-----0-----	-----2-----	-----1-----	-----2-----
A	-----3-----	-----3-----	-----0-----	-----0-----	-----0-----
E	-----0-----	-----3-----	-----0-----	-----0-----	-----0-----

E	-----0--1-----	-----0-----	-----0--1--3--1-----	-----0-----1--3-----
B	-----2--1--2-----	-----1-----	-----2-----	-----1-----2-----
G	-----2-----	-----2-----	-----2-----	-----2-----
D	-----0-----	-----0-----	-----0-----	-----0-----
A	-----0-----	-----0-----	-----0-----	-----0-----
E	-----0-----	-----0-----	-----0-----	-----0-----

E	-----1--0-----	-----3--0-----	-----0--1--0-----	-----0-----
B	-----3--1-----	-----0--0-----	-----2--1-----	-----2-----
G	-----0-----	-----0-----	-----2-----	-----2-----
D	-----0-----	-----0-----	-----2-----	-----2-----
A	-----3-----	-----3-----	-----0-----	-----0-----
E	-----0-----	-----3-----	-----0-----	-----0-----

E	-----3--2-----	-----0-----	-----0--3--2-----	-----0-----
B	-----0-----	-----0-----	-----0-----	-----0-----
G	-----0-----	-----0-----	-----0-----	-----0-----
D	-----0-----	-----0-----	-----0-----	-----0-----
A	-----2-----	-----0-----	-----2-----	-----0-----
E	-----0-----	-----0-----	-----0-----	-----0-----

E	-----3--2-----	-----0--3--2-----	-----0--3--2-----	-----0--0-----
B	-----0-----	-----0-----	-----0-----	-----0-----
G	-----0-----	-----0-----	-----0-----	-----0-----
D	-----0-----	-----0-----	-----0-----	-----0-----
A	-----2-----	-----2-----	-----2-----	-----0-----
E	-----0-----	-----0-----	-----0-----	-----0-----

E	-----1--0-----	-----3--0-----	-----1--3--1-----	-----0-----
B	-----1-----	-----0--0-----	-----1--3--1-----	-----1-----
G	-----0-----	-----0-----	-----0-----	-----2-----
D	-----0-----	-----0-----	-----0-----	-----0-----
A	-----3-----	-----3-----	-----0-----	-----0-----
E	-----0-----	-----3-----	-----0-----	-----0-----

E	-----1--0-----	-----3--0-----	-----1--0-----	-----0-----
B	-----1-----	-----0--0-----	-----2--1-----	-----2-----
G	-----0-----	-----0-----	-----2-----	-----2-----
D	-----0-----	-----0-----	-----2-----	-----2-----
A	-----3-----	-----3-----	-----0-----	-----0-----
E	-----0-----	-----3-----	-----0-----	-----0-----

E	-----0--1--0-----	-----3--0-----	-----1--0--1--3--1-----	-----0-----
B	-----3--1--0-----	-----0--0-----	-----1--0--1--3--1-----	-----1-----
G	-----0-----	-----0-----	-----0-----	-----2-----
D	-----0-----	-----0-----	-----0-----	-----0-----
A	-----3-----	-----3-----	-----0-----	-----0-----
E	-----0-----	-----3-----	-----0-----	-----0-----

E	-----0--1--0-----	-----3--0-----	-----0--1--0-----	-----0-----
B	-----3--1--0-----	-----0--0-----	-----2--1-----	-----2-----
G	-----0-----	-----0-----	-----2-----	-----2-----
D	-----0-----	-----0-----	-----2-----	-----2-----
A	-----3-----	-----3-----	-----0-----	-----0-----
E	-----0-----	-----3-----	-----0-----	-----0-----

Notes

Notes